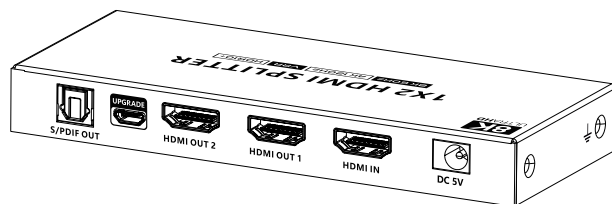


1x2 8K 60Hz HDMI SPLITTER



• Important Safety Instructions

- 1) To prevent electric shock, please ensure that all devices are properly grounded.
- 2) Do not place this device near or over a radiator or heat register, or where it is exposed to direct sunlight.
- 3) Do not expose this device to rain or place it near water. Any liquid that goes into the device may cause a failure, fire, or electric shock.
- 4) Do not place the device on an uneven or unstable surface. The device may fall resulting in a malfunction.
- 5) Never insert anything metallic into the open parts of this device. This may cause a danger of electric shock.
- 6) If a third-party power supply is used, please ensure that the power supply specifications meet the product requirements.

• Introduction

This product is an 8K HDMI splitter that splits one HDMI input signal to two HDMI output signals. Adopting the latest standard HDMI2.1, the video signal transmission is as high as 8K@60Hz/4K@120Hz/1080p@240Hz. With HDR10+, Dolby Vision high dynamic range image and variable refresh rate (VRR), the screen display is more delicate and smooth, which can be widely used in TV stores, cinemas, outdoor advertising and home entertainment. etc.

• Features

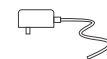
1. Splits one HDMI input signal to two HDMI display device output signals.
2. Support up to 8k@60Hz/4k@120Hz/1080p@240Hz resolution, downwards compatible.
3. Support HDR10+, Dolby Vision high dynamic range image.

4. Support variable refresh rate(VRR).
5. Support HDMI 3D.
6. Support EDID management, auto-downscaling.
7. Support S/PDIF digital audio separation output.
8. Support firmware upgrading via Micro-USB port.
9. Lightning protection, surge protection, ESD protection.
10. Support 7x24 uninterrupted working, stable and reliable.

• Package Contents



Splitter x1



DC5V/1A x1

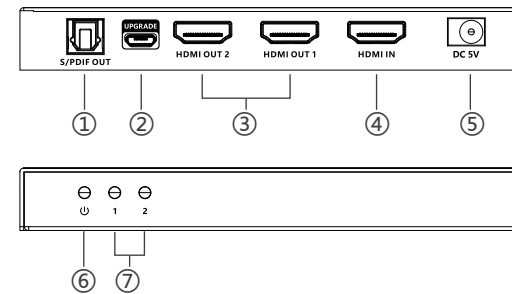


User Manual x1



Grounding Screw x1

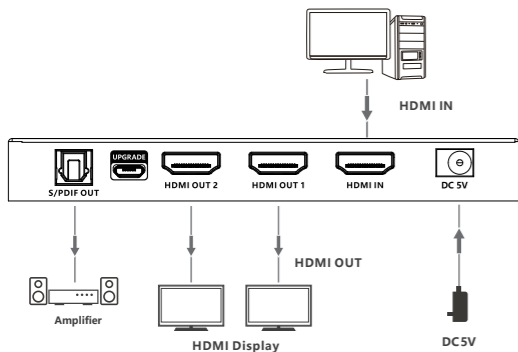
• Panel Description



① S/PDIF Out	Connect to the audio device with digital optical audio cable
② Firmware Upgrading	Connect the computer with Micro USB cable for firmware upgrading
③ HDMI Out 1/2	Connect with HDMI display devices
④ HDMI In	Connect HDMI signal source
⑤ DC5V Power Input	Connect with DC 5V/1A power adapter
⑥ Power Light	Steady on: The power is on
⑦ HDMI Signal Light 1/2	Corresponding to 2 HDMI outputs, the indicator light is steady on when the signal transmission is normal

• Installation Procedures

1. Connection Diagrams



2. Connection Instructions

- 1) Connect the splitter HDMI input interface to the device with HDMI signal source output interface via an HDMI cable.
- 2) Connect the splitter HDMI output interface to the display device with HDMI input interface via an HDMI cable.
- 3) If you need to output the audio of the signal source separately, please connect the speaker or power amplifier with S/PDIF audio cable
- 4) If firmware upgrading is required, please connect the computer with a Micro USB cable.
- 5) Connect the power supply, the power indicator is on, and the product starts to work.

• FAQ

Q: There is no image output from the display device.

A:

- 1) Please check whether the power supply is connected properly and whether the power indicator is always on.
- 2) Replace the HDMI cable and reconnect it.
- 3) Check whether the input source of the display device is set to the relevant input channel.

Q: The TV shows unstable images, flashing screen, flashing snow.

A:

- 1) Check whether the HDMI cable is firmly connected.
- 2) Reconnect the input signal source to the TV directly, or reset the signal source.
- 3) When transmitting 8K@60Hz HDMI signal, you will need an HDMI2.1 cable.

Q: The TV sound stuck or silent.

A:

- 1) Switch other audio formats.
- 2) Check whether the HDMI cable is firmly connected.

• Specification

Items	Description	
	HDMI Input	1x HDMI
	HDMI Output	2x HDMI
	Compatibility	HDMI 2.1, HDMI2.0, HDMI1.4
		HDCP 2.3, HDCP2.2, HDCP1.4
Maximum transmission rate	48Gbps	
Video signal	Resolutions	7680x4320@24/25/30/50/60Hz
		3840x2160@24/25/30/50/60/120Hz
		1080p@24/25/30/50/60/120Hz
		720p@50/60/100/120Hz
	EDID passthrough, auto downscaling	
	HDR10/HDR10+/Dolby Vision	
	HDMI 3D	
	HDMI CEC	
VRR, Free Sync, G-Sync		
Audio signal	S/PDIF Output	Dolby Atmos, Dolby True HD, DTS:X, DTS-HD, etc.
	HDMI Output	Dolby Atmos, Dolby Digital 7.1CH, Dolby True HD, DTS:X, DTS-HD, LPCM 7.1CH, etc.
Power	Power Supply	DC5V/1A
	Power Consumption	< 4W
Operating Environment	Working temperature	-20°C~60°C
	Storage temperature	-30°C~70°C
	Humidity	0~90%RH (No condensation)
Physical Properties	Housing	Iron
	Weight	200g

Physical Properties	Color	Black
	Dimensions	135.0(L)*54.0(W)*16.5(H)mm
Protection	ESD protection 1a Contact discharge level 2 (±4KV) 1b Air discharge level 3 (±8KV) Implementation of the standard: IEC61000-4-2	
	Lightning protection, Surge protection	

Disclaimer

The product name and brand name may be registered trademark of related manufactures. ™ and ® may be omitted on the user manual. The pictures in this user manual are just for reference. We reserve the rights to make changes without further notice to a product or system described herein to improve reliability, function or design.